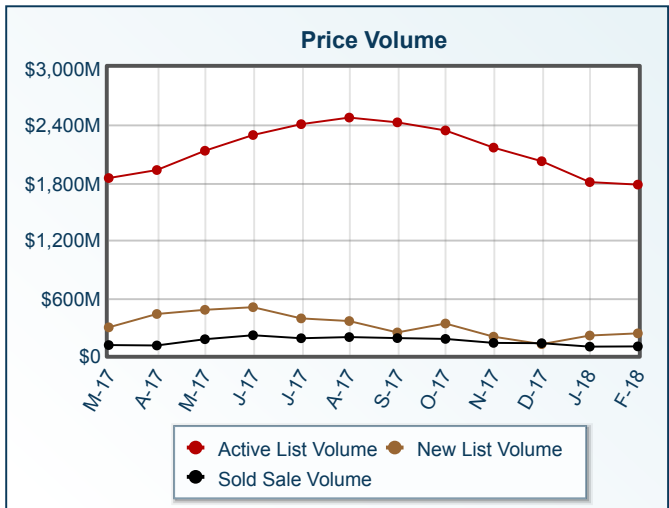
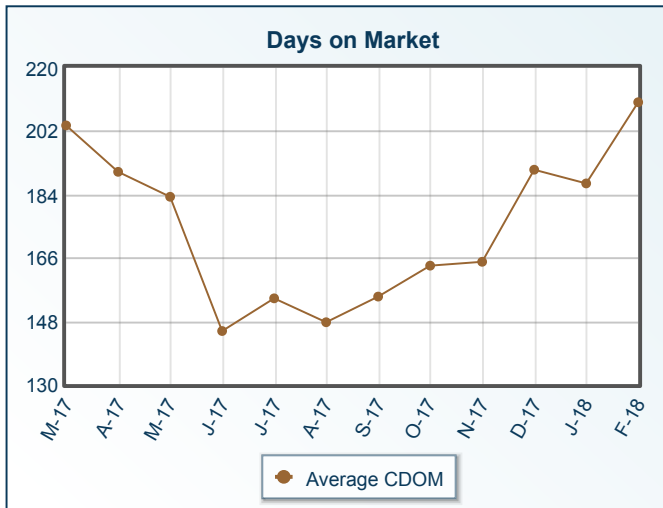
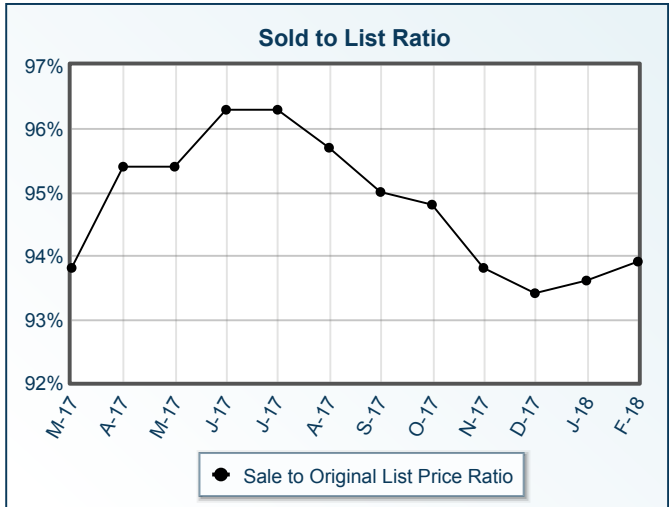
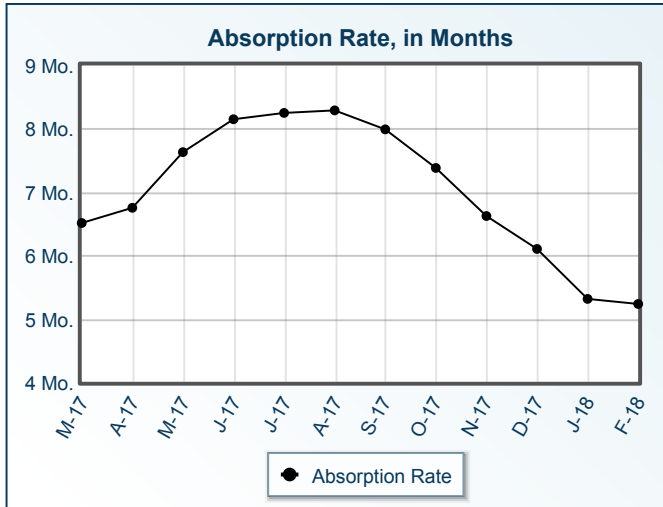
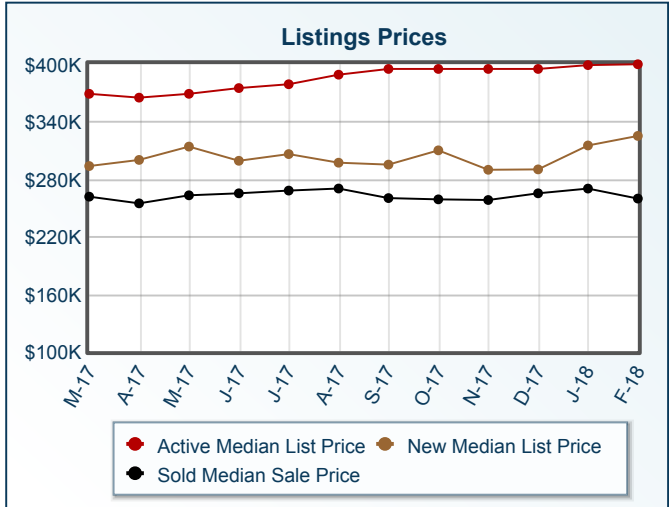
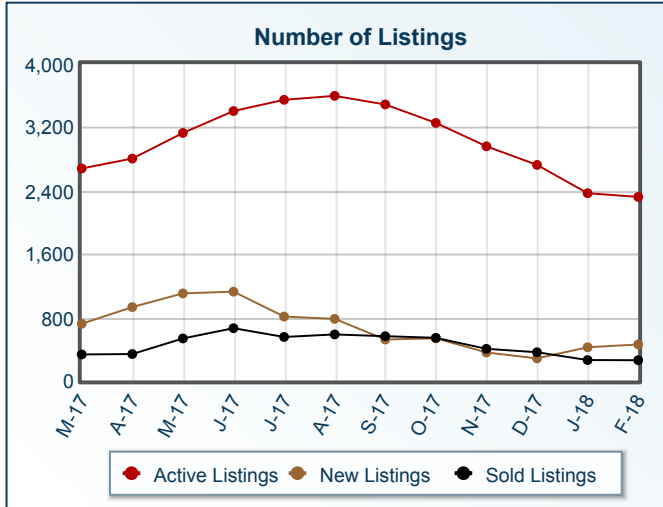


Market Summary

Residential, February 2018



Summary Statistics						
	Feb-18	Feb-17	% Chg	2018 YTD	2017 YTD	% Chg
Absorption Rate	5.23	6.48	-19.29	5.27	6.43	-18.04
Average List Price	\$766,490	\$691,404	10.86	\$680,311	\$627,512	8.41
Median List Price	\$399,900	\$368,350	8.57	\$369,000	\$349,000	5.73
Average Sale Price	\$342,995	\$286,030	19.92	\$337,088	\$298,712	12.85
Median Sale Price	\$259,500	\$246,913	5.10	\$263,537	\$245,913	7.17
Average CDOM	210	210	0.00	198	201	-1.49
Median CDOM	125	131	-4.58	127	135	-5.93

Sold Listings	This Month			Year to Date		
	2018	2017	% Chg	2018	2017	% Chg
	0-99,999	15	14	7.1	29	30
100,000-149,999	20	20	0.0	37	51	-27.5
150,000-199,999	30	32	-6.2	65	75	-13.3
200,000-249,999	53	54	-1.9	97	109	-11.0
250,000-299,999	42	36	16.7	86	79	8.9
300,000-349,999	29	20	45.0	55	52	5.8
350,000-399,999	20	15	33.3	41	37	10.8
400,000-449,999	11	12	-8.3	24	19	26.3
450,000-499,999	7	8	-12.5	17	14	21.4
500,000-549,999	5	1	400.0	10	7	42.9
550,000-599,999	3	3	0.0	10	4	150.0
600,000-649,999	2	1	100.0	8	4	100.0
650,000-699,999	4	2	100.0	8	4	100.0
700,000-749,999	2	3	-33.3	3	8	-62.5
750,000-799,999	1	1	0.0	3	1	200.0
800,000-849,999	1	1	0.0	2	3	-33.3
850,000-899,999	1	1	0.0	2	1	100.0
900,000-949,999	0	2	-100.0	1	3	-66.7
950,000-999,999	1	1	0.0	1	1	0.0
1,000,000-1,099,999	0	0	0.0	0	1	-100.0
1,100,000-1,199,999	0	0	0.0	1	0	N/A
1,200,000-1,299,999	0	0	0.0	1	2	-50.0
1,300,000-1,399,999	0	1	-100.0	1	2	-50.0
1,400,000-1,499,999	2	0	N/A	2	0	N/A
1,500,000-1,599,999	0	0	0.0	1	0	N/A
1,600,000-1,699,999	3	0	N/A	3	2	50.0
1,700,000-1,799,999	2	0	N/A	2	0	N/A
1,800,000-1,899,999	1	0	N/A	1	0	N/A
1,900,000-1,999,999	0	0	0.0	0	0	0.0
2,000,000-2,249,999	0	0	0.0	1	0	N/A
2,250,000-2,499,999	0	0	0.0	0	0	0.0
2,500,000-2,749,999	0	0	0.0	1	0	N/A
2,750,000-2,999,999	0	0	0.0	0	0	0.0
3,000,000-3,249,999	0	0	0.0	0	0	0.0
3,250,000-3,499,999	0	0	0.0	0	0	0.0
3,500,000-3,749,999	0	0	0.0	0	0	0.0
3,750,000-3,999,999	0	0	0.0	0	0	0.0
4,000,000-4,249,999	0	0	0.0	0	0	0.0
4,250,000-4,499,999	0	0	0.0	0	0	0.0
4,500,000-4,749,999	1	0	N/A	1	0	N/A
4,750,000-4,999,999	0	0	0.0	0	1	-100.0
5,000,000+	0	0	0.0	0	0	0.0
Totals	256	228	12.3	514	510	0.8

Pending Listings	This Month			Year to Date		
	2018	2017	% Chg	2018	2017	% Chg
	0-99,999	11	20	-45.0	27	35
100,000-149,999	24	18	33.3	44	40	10.0
150,000-199,999	43	43	0.0	81	84	-3.6
200,000-249,999	62	69	-10.1	124	117	6.0
250,000-299,999	67	53	26.4	135	100	35.0
300,000-349,999	45	30	50.0	78	67	16.4
350,000-399,999	41	29	41.4	70	50	40.0
400,000-449,999	25	14	78.6	48	31	54.8
450,000-499,999	14	10	40.0	28	17	64.7
500,000-549,999	8	9	-11.1	18	12	50.0
550,000-599,999	5	6	-16.7	11	9	22.2
600,000-649,999	4	7	-42.9	9	12	-25.0
650,000-699,999	4	3	33.3	6	7	-14.3
700,000-749,999	1	4	-75.0	3	8	-62.5
750,000-799,999	2	1	100.0	3	1	200.0
800,000-849,999	0	0	0.0	0	0	0.0
850,000-899,999	1	4	-75.0	2	7	-71.4
900,000-949,999	0	0	0.0	0	1	-100.0
950,000-999,999	2	1	100.0	3	2	50.0
1,000,000-1,099,999	1	0	N/A	3	0	N/A
1,100,000-1,199,999	1	0	N/A	1	1	0.0
1,200,000-1,299,999	1	0	N/A	1	0	N/A
1,300,000-1,399,999	1	1	0.0	1	1	0.0
1,400,000-1,499,999	1	0	N/A	3	0	N/A
1,500,000-1,599,999	0	0	0.0	0	0	0.0
1,600,000-1,699,999	0	0	0.0	1	1	0.0
1,700,000-1,799,999	0	0	0.0	0	0	0.0
1,800,000-1,899,999	1	1	0.0	1	1	0.0
1,900,000-1,999,999	1	0	N/A	3	0	N/A
2,000,000-2,249,999	0	0	0.0	0	0	0.0
2,250,000-2,499,999	1	0	N/A	1	0	N/A
2,500,000-2,749,999	0	0	0.0	0	0	0.0
2,750,000-2,999,999	1	0	N/A	1	0	N/A
3,000,000-3,249,999	0	0	0.0	0	0	0.0
3,250,000-3,499,999	0	0	0.0	0	0	0.0
3,500,000-3,749,999	0	0	0.0	0	0	0.0
3,750,000-3,999,999	0	1	-100.0	0	1	-100.0
4,000,000-4,249,999	0	0	0.0	0	0	0.0
4,250,000-4,499,999	0	0	0.0	0	0	0.0
4,500,000-4,749,999	0	0	0.0	0	0	0.0
4,750,000-4,999,999	0	0	0.0	0	0	0.0
5,000,000+	0	0	0.0	1	0	N/A
Totals	368	324	13.6	707	605	16.9

Active Listings	This Month			Year to Date			New Listings	This Month			Year to Date		
	2018	2017	% Chg	2018	2017	% Chg		2018	2017	% Chg	2018	2017	% Chg
	0-99,999	82	137	-40.1	115	180		-36.1	0-99,999	12	25	-52.0	29
100,000-149,999	106	155	-31.6	160	202	-20.8	100,000-149,999	25	24	4.2	45	49	-8.2
150,000-199,999	139	210	-33.8	226	311	-27.3	150,000-199,999	30	71	-57.7	62	121	-48.8
200,000-249,999	196	244	-19.7	373	378	-1.3	200,000-249,999	70	78	-10.3	135	140	-3.6
250,000-299,999	241	304	-20.7	394	443	-11.1	250,000-299,999	67	84	-20.2	135	154	-12.3
300,000-349,999	190	211	-10.0	293	292	0.3	300,000-349,999	60	48	25.0	103	88	17.0
350,000-399,999	214	249	-14.1	313	324	-3.4	350,000-399,999	55	39	41.0	98	81	21.0
400,000-449,999	131	129	1.6	191	168	13.7	400,000-449,999	27	27	0.0	56	50	12.0
450,000-499,999	119	127	-6.3	165	167	-1.2	450,000-499,999	16	28	-42.9	32	40	-20.0
500,000-549,999	66	75	-12.0	95	92	3.3	500,000-549,999	7	9	-22.2	19	17	11.8
550,000-599,999	108	119	-9.2	136	136	0.0	550,000-599,999	16	13	23.1	28	27	3.7
600,000-649,999	54	58	-6.9	71	78	-9.0	600,000-649,999	13	5	160.0	20	13	53.8
650,000-699,999	87	82	6.1	101	102	-1.0	650,000-699,999	5	5	0.0	10	8	25.0
700,000-749,999	30	32	-6.2	37	45	-17.8	700,000-749,999	2	8	-75.0	7	12	-41.7
750,000-799,999	59	54	9.3	66	64	3.1	750,000-799,999	7	3	133.3	13	7	85.7
800,000-849,999	32	22	45.5	38	27	40.7	800,000-849,999	4	3	33.3	8	5	60.0
850,000-899,999	32	40	-20.0	41	53	-22.6	850,000-899,999	7	5	40.0	9	12	-25.0
900,000-949,999	16	12	33.3	21	13	61.5	900,000-949,999	1	0	N/A	1	2	-50.0
950,000-999,999	43	43	0.0	51	51	0.0	950,000-999,999	5	3	66.7	8	6	33.3
1,000,000-1,099,999	10	6	66.7	14	6	133.3	1,000,000-1,099,999	1	0	N/A	1	1	0.0
1,100,000-1,199,999	33	28	17.9	38	31	22.6	1,100,000-1,199,999	3	3	0.0	5	6	-16.7
1,200,000-1,299,999	38	35	8.6	41	42	-2.4	1,200,000-1,299,999	1	1	0.0	3	1	200.0
1,300,000-1,399,999	29	24	20.8	31	26	19.2	1,300,000-1,399,999	2	3	-33.3	4	3	33.3
1,400,000-1,499,999	26	24	8.3	29	28	3.6	1,400,000-1,499,999	2	2	0.0	6	2	200.0
1,500,000-1,599,999	22	24	-8.3	22	27	-18.5	1,500,000-1,599,999	0	2	-100.0	1	2	-50.0
1,600,000-1,699,999	17	26	-34.6	23	27	-14.8	1,600,000-1,699,999	1	1	0.0	2	4	-50.0
1,700,000-1,799,999	18	14	28.6	18	14	28.6	1,700,000-1,799,999	1	0	N/A	1	0	N/A
1,800,000-1,899,999	16	20	-20.0	19	23	-17.4	1,800,000-1,899,999	2	0	N/A	4	0	N/A
1,900,000-1,999,999	27	26	3.8	35	28	25.0	1,900,000-1,999,999	0	2	-100.0	4	3	33.3
2,000,000-2,249,999	15	10	50.0	16	11	45.5	2,000,000-2,249,999	0	0	0.0	2	0	N/A
2,250,000-2,499,999	23	21	9.5	31	22	40.9	2,250,000-2,499,999	3	2	50.0	6	3	100.0
2,500,000-2,749,999	10	8	25.0	10	8	25.0	2,500,000-2,749,999	0	0	0.0	3	0	N/A
2,750,000-2,999,999	16	25	-36.0	25	28	-10.7	2,750,000-2,999,999	4	3	33.3	4	4	0.0
3,000,000-3,249,999	6	4	50.0	7	4	75.0	3,000,000-3,249,999	1	0	N/A	2	0	N/A
3,250,000-3,499,999	5	7	-28.6	6	9	-33.3	3,250,000-3,499,999	0	0	0.0	0	0	0.0
3,500,000-3,749,999	4	5	-20.0	6	5	20.0	3,500,000-3,749,999	0	1	-100.0	0	1	-100.0
3,750,000-3,999,999	13	10	30.0	13	12	8.3	3,750,000-3,999,999	0	0	0.0	1	1	0.0
4,000,000-4,249,999	1	0	N/A	1	0	N/A	4,000,000-4,249,999	0	0	0.0	0	0	0.0
4,250,000-4,499,999	4	6	-33.3	5	7	-28.6	4,250,000-4,499,999	0	0	0.0	0	0	0.0
4,500,000-4,749,999	3	2	50.0	5	2	150.0	4,500,000-4,749,999	1	0	N/A	2	0	N/A
4,750,000-4,999,999	6	6	0.0	6	6	0.0	4,750,000-4,999,999	0	0	0.0	0	1	-100.0
5,000,000+	34	32	6.3	40	36	11.1	5,000,000+	4	4	0.0	6	5	20.0
Totals	2321	2666	-12.9	3328	3528	-5.7	Totals	455	502	-9.4	875	914	-4.3

All information is subject to change, is deemed reliable but is not guaranteed, and should be independently verified. The information being provided is for consumers' personal, non-commercial use and may not be used for any other purpose other than to identify prospective properties consumers may be interested in purchasing. © 2018 Montana Regional MLS, LLC and FBS. All Rights Reserved. Prepared by Casey Robinson, SFR, CRS, BRA, GRI on Friday, March 02, 2018 9:33 AM.